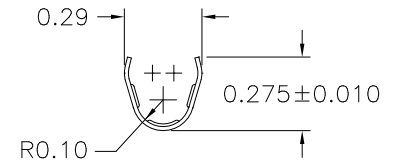
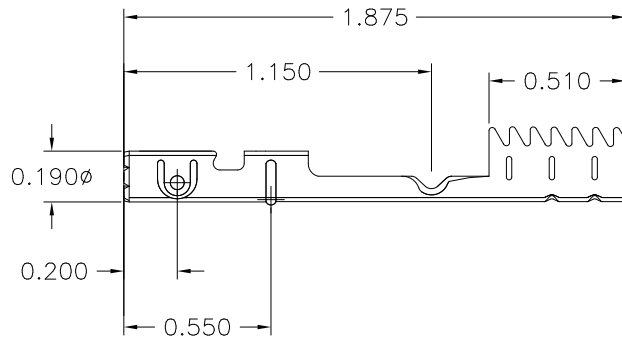
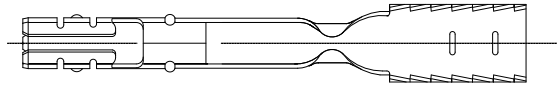
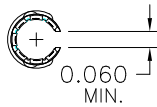


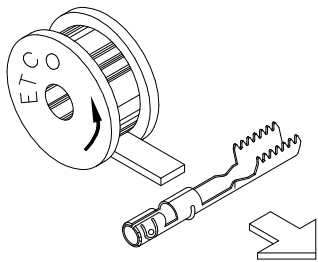
CUSTOMER PRINT

FOR MAXIMUM PERFORMANCE AND RELIABILITY,
ALWAYS USE ETCO ENGINEERED IGNITION TERMINALS
WITH ETCO AUTOMOTIVE INSULATORS.

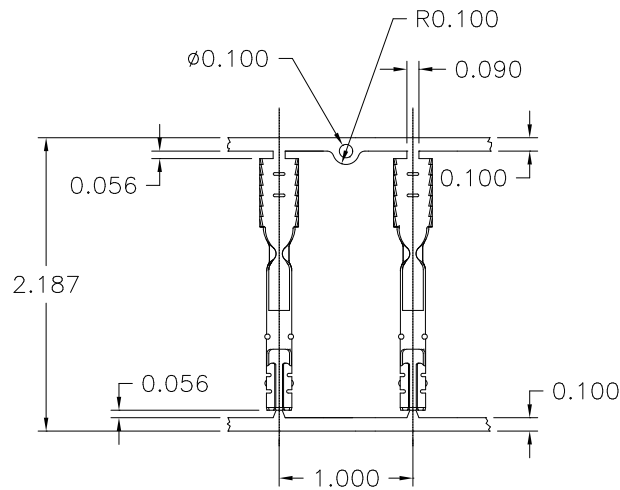


NOTE:

PART MAY BE COATED WITH A LIGHT
FILM OF LUBRICATION USED IN THE
MANUFACTURING PROCESS.



VIEW OF FEED FROM REEL (A)
TOWARD APPLICATION (AFTER REWIND)



| REV. | DESCRIPTION | DATE | TOLERANCES UNLESS SPECIFIED | |
|-----------------|--|---------------------------|---|---------------------|
| | | | FRACTIONS ± | ANGLES ± 2° |
| A | REVISED, RELEASED FOR PRODUCTION ADDED REWIND NOTE. | 7/20/94 03/30/06 EY | .000 ± .005 | |
| | | | .00 ± .010 | |
| | | | DO NOT SCALE DRAWING | |
| | | | ETCO INCORPORATED AUTOMOTIVE DIVISION 3004 62ND AVENUE EAST BRADENTON, FLORIDA 34203 (941) 756-8426 | |
| | | | DISTRIBUTOR TERMINAL | |
| MATERIAL | | | 0.016 430 SS | DATE 12-4-93 |
| DRAWN BY SEP | | CHECKED BY | SCALE 2=1 | PART NO. DT 515B |