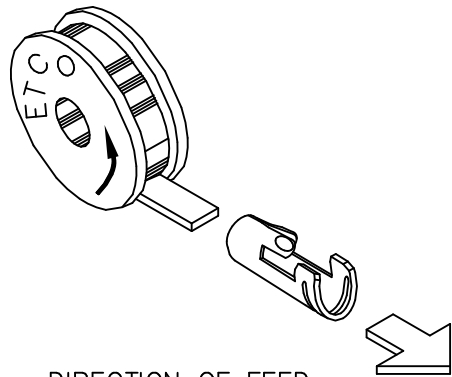

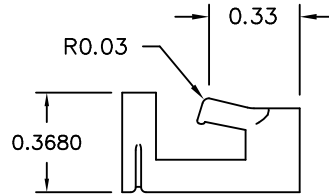
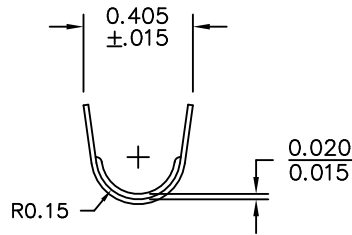
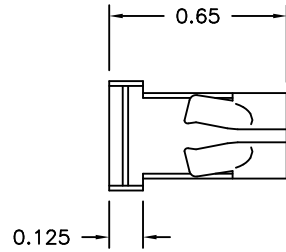


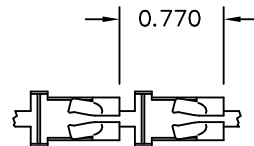
# CUSTOMER PRINT

FOR MAXIMUM PERFORMANCE AND RELIABILITY,  
ALWAYS USE ETCO ENGINEERED IGNITION TERMINALS  
WITH ETCO AUTOMOTIVE INSULATORS.

NOTE:  
PART MAY BE COATED WITH A LIGHT  
FILM OF LUBRICATION USED IN THE  
MANUFACTURING PROCESS.



DIRECTION OF FEED  
FROM REEL  
TOWARD APPLICATION



VIEW OF STRIP  
EXITING  
FROM TOOL

REV.	DESCRIPTION	DATE	REV. BY	TOLERANCES UNLESS SPECIFIED	
				.0000 ±	
				.000 ± .005	FRACTIONS ±
				.00 ± .010	ANGLES ± 2°
DO NOT SCALE DRAWING					
<b>ETCO INCORPORATED</b> AUTOMOTIVE DIVISION 3004 62ND AVENUE EAST BRADENTON, FLORIDA 34203 (941) 756-8426					
DISTRIBUTOR CONNECTOR					
MATERIAL				DATE	
0.018 HB.				3-13-90	
DRAWN BY	CHECKED BY	SCALE	PART NO.		
C.N.P.		2:1 1:1	DT945E		