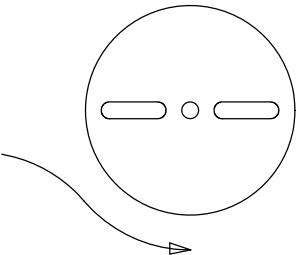
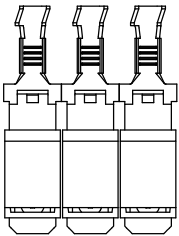
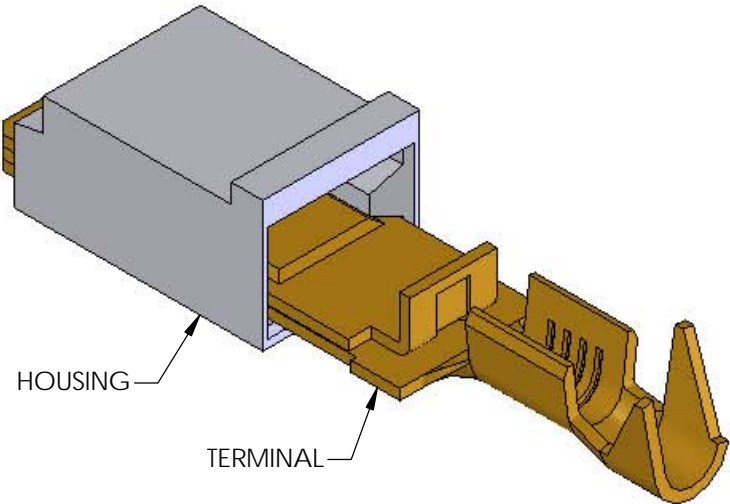
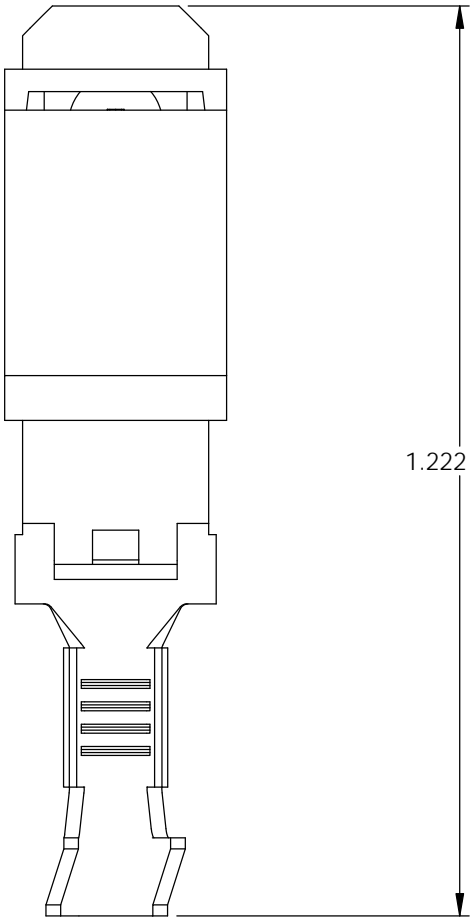
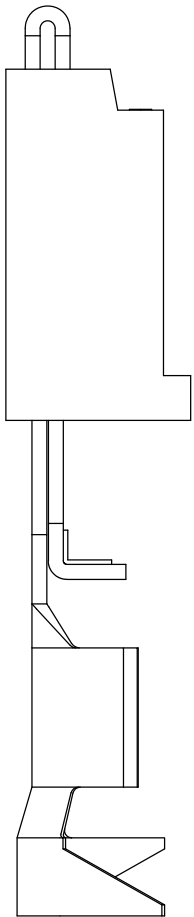


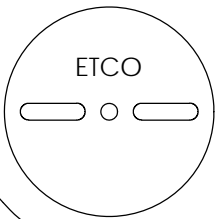
- NOTES:
- 1. WIRE RANGE: #14-#18 AWG.
 - 2. INSULATION DIAMETER RANGE: \varnothing .120- \varnothing .175.
 - 3. THE MINIMUM FORCE TO REMOVE THE HOUSING FROM THE TERMINAL SHALL BE 1.0 POUNDS.

P/C	DESCRIPTION ②	TERMINAL P/C	HOUSING P/C	
37009	IGRJF2-SL-C-HB	09877	81118	X

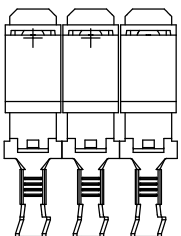
Rev.	Description of Change/ SCN#	Date
1	TRANSFERED FROM CP SCJ	8-26-08
2	ECR# 816 SCJ	11-8-11



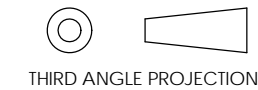
DIRECTION FROM ASSEMBLY MACHINE
EARS UP, TO THE BACK



DIRECTION TOWARDS APPLICATOR
EARS UP, TO THE FRONT



UNCONTROLLED COPY



THIRD ANGLE PROJECTION
TOLERANCES UNLESS OTHERWISE SPECIFIED
INCHES: .XX - \pm .030
 XXX - \pm .015
ANGLES: \pm 5°

TOOL NO.
0903



Title: INSULATED BLADE ASSEMBLY-P/C 37009

DO NOT SCALE DWG.

Drawn By: S.JOHNSON

Date: 8-26-08

Chk'd/App'd By:

Scale:
4X

Size
B

Dwg. No.:

IGRJF2-SL cust

ETCO Incorporated
Engineered Products
25 Bellows Street
Warwick, RI 02888
Phone: (401) 467-2400
Fax: (401) 467-9230
www.ETCO.com