



**REFERENCE LIST:
LS9/LS11- SIDE
ECC APPLICATOR
RIGHT TO LEFT FEED
BILL OF MATERIAL NO.
79468**

**WARNING ! NEVER
OPERATE
THIS OR ANY APPLICATOR
WITHOUT SAFETY GUARD
IN POSITION.**

(.102 CRIMP WIDTH)

PART CODE	PART NUMBER	QUANTITY	DESCRIPTION
77483	11-197-FS	(1)	PLUNGER
77918	1102-FS	(1)	FLOATING SHANK
75716	1125-R	(1)	CAM ROLLER BRACKET
75719	1142	(1)	CAM ROLLER BEARING
77469	12-198	(1)	CUT-OFF PUSHER
74832	*13-227-3	(1)	WIRE ROLLING TOOL
77478	16-070	(1)	SPACER
73708	314R-2	(1)	CAM
74403	311	(1)	SPRING PIN
74404	312	(1)	CAM TAPER PIN
74402	310	(1)	CAM RETURN SPRING
73901	101R	(1)	TOP CASTING
76969	169	(2)	UNIVERSAL GIBS
74675	406	(1)	COTTER PIN
74676	407	(2)	BRAKE SPRING
74298	408-.935	(1)	BRAKE BUSHING
74674	405	(1)	TAPER PIN
74673	404	(1)	BRAKE CAM
74633	403-131	(1)	BRAKE BODY
74496	402	(1)	SPRING RETAINER
74495	401	(1)	BRAKE SHAFT
77607	306R	(1)	FEED FINGER STOP
74393	305	(1)	FEED FINGER ARM
74392	304-.750	(1)	REAR SPACER
74400	308	(1)	FEED SHAFT
76743	307-16	(1)	SPRING
77479	303-85	(1)	FEED FINGER
		N/A	FRONT SPACER
76713	301-5	(1)	SHOULDER SCREW
73952	231	(2)	STRIPPER SPRING
77595	1600-337	(1)	STRIPPER
73955	235	(1)	GUIDE SPACER BLOCK
77482	500-344	(1)	REAR GUIDE
75226	1000-27	(1)	FRONT GUIDE
73887	250-342	(1)	DIE PLATE
73889	LS10R	(1)	BASE PLATE

**NOTE: ITEMS MARKED WITH AN *
ARE HIGH WEAR ITEMS**



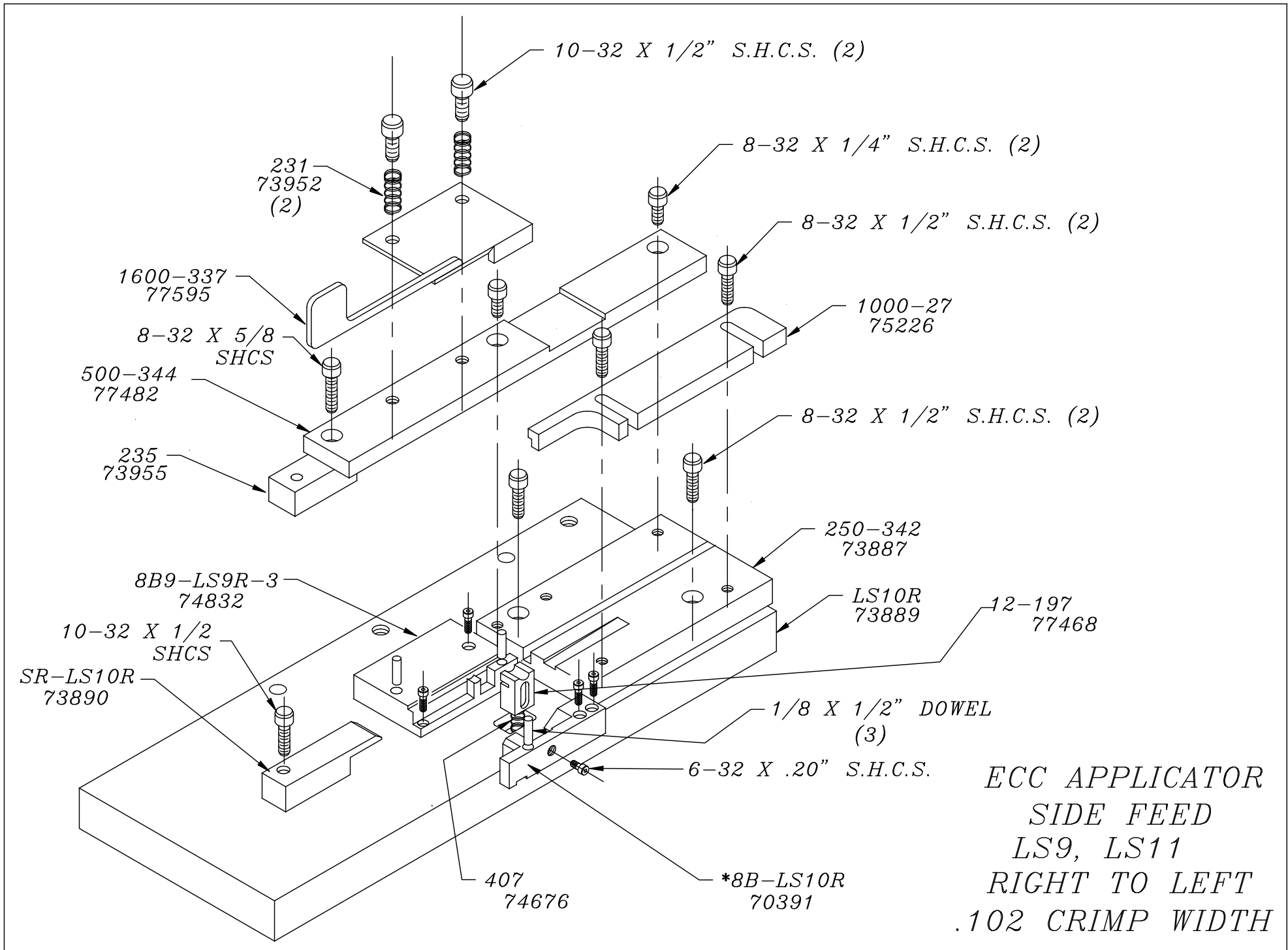
**REFERENCE LIST:
LS9/LS11- SIDE
ECC APPLICATOR
RIGHT TO LEFT FEED
BILL OF MATERIAL NO.
79468**

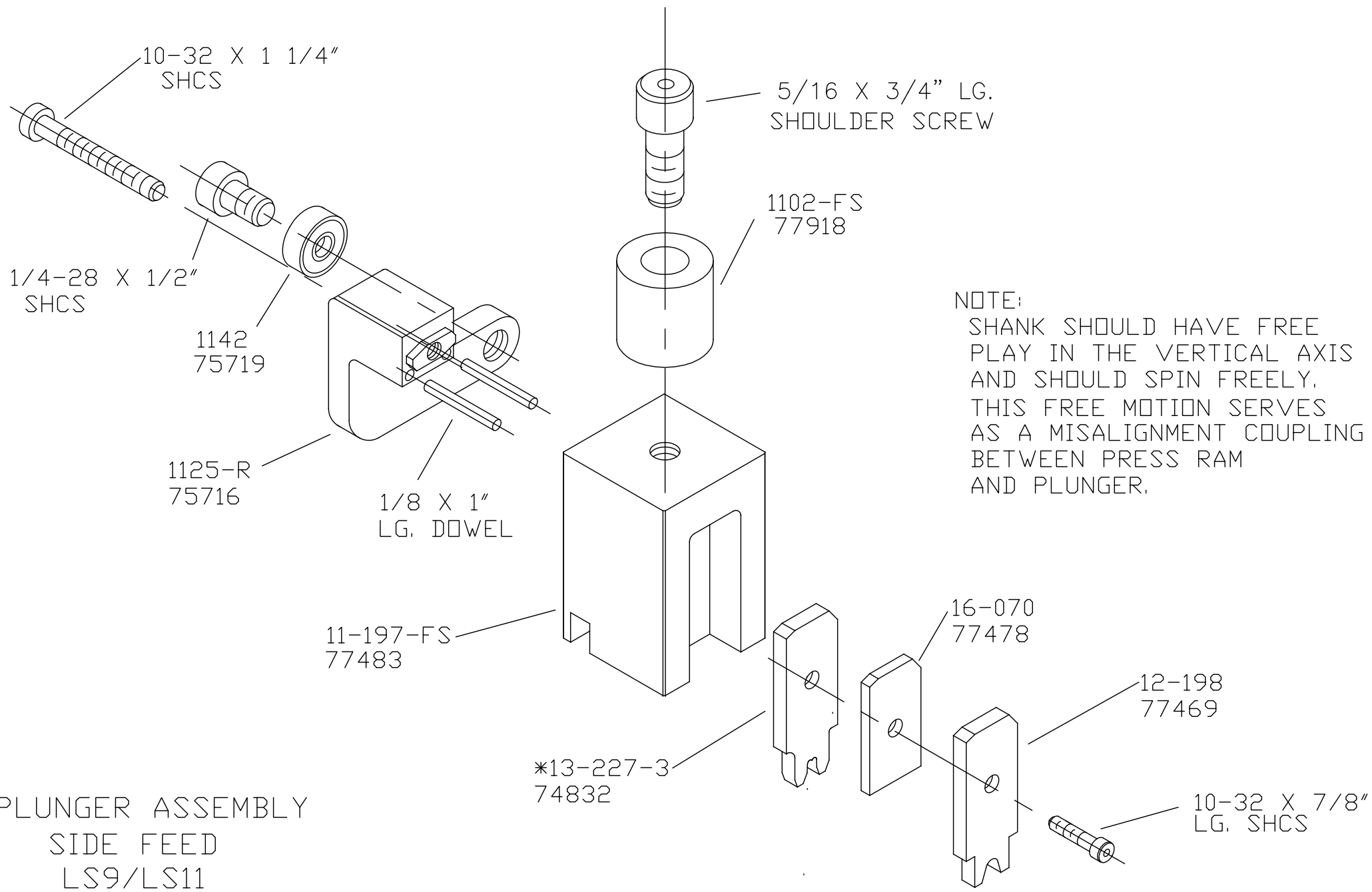
**WARNING ! NEVER
OPERATE
THIS OR ANY APPLICATOR
WITHOUT SAFETY GUARD
IN POSITION.**

(.102 CRIMP WIDTH)

PART CODE	PART NUMBER	QUANTITY	DESCRIPTION
73890	SR-LS10R	(1)	STOCK RETAINER
74886	*8B9-LS9R-3	(1)	DIE / ANVIL
77468	*12-197	(1)	CUT-OFF PUINCH
70391	*8B-LS10R	(1)	CUT-OFF DIE
76191	1805	(1)	STOCK CHUTE
73888	GS-125	(2)	GUARD SPACER
73891	199-13	(1)	GUARD
		(1)	10-32 X 1 1/4" S.H.C.S.
		(1)	1/4-28 X 1/2" S.H.C.S.
		(2)	1/8 X 1" DOWEL
		(1)	5/16 X 3/4" SHOULDER SCREW
		(2)	8-32 X 1/4" S.H.C.S.
		(2)	8-32 X 1/2" S.H.C.S.
		(2)	10-32 X 1/2" S.H.C.S.
		(1)	1/4-28 JAM NUT
		(1)	1/4-20 X 1" S.H.C.S.
		(10)	8-32 X 3/8" S.H.C.S.
		(3)	1/8 X 1/2" DOWEL
		(1)	8-32 X 5/8" S.H.C.S.
		(4)	6-32 X 3/8" S.H.C.S.
		(1)	6-32 X 1/4" S.H.C.S.
		(1)	1/8 X 1/2" DOWEL
		(2)	1/8 X 3/8" DOWEL
		(1)	1/4-28 X 3/4" S.S.S.
		(2)	1/4-20 X 1/4" S.S.S.
		(1)	10-32 X 7/8" S.H.C.S.

**NOTE: ITEMS MARKED WITH AN *
ARE HIGH WEAR ITEMS**

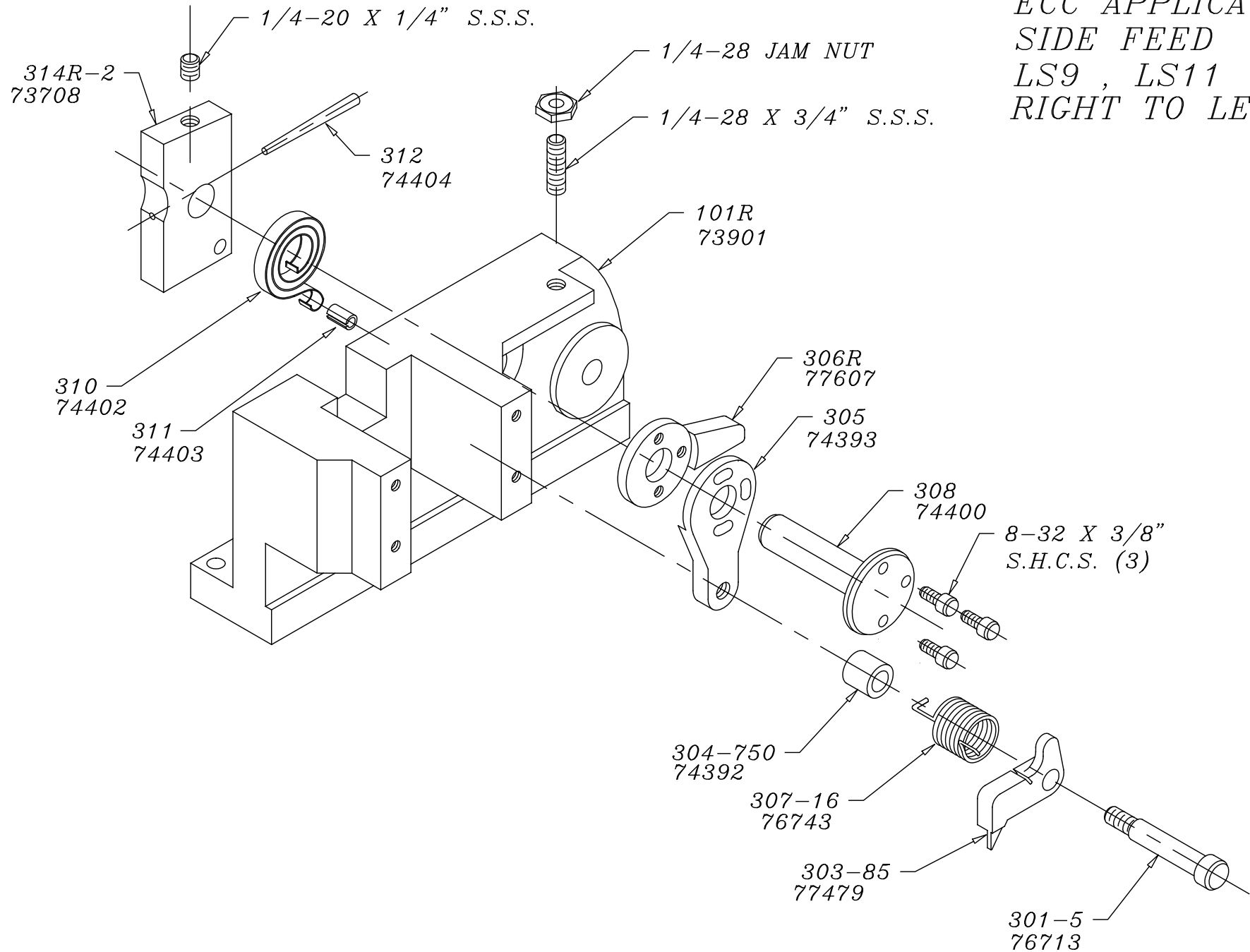




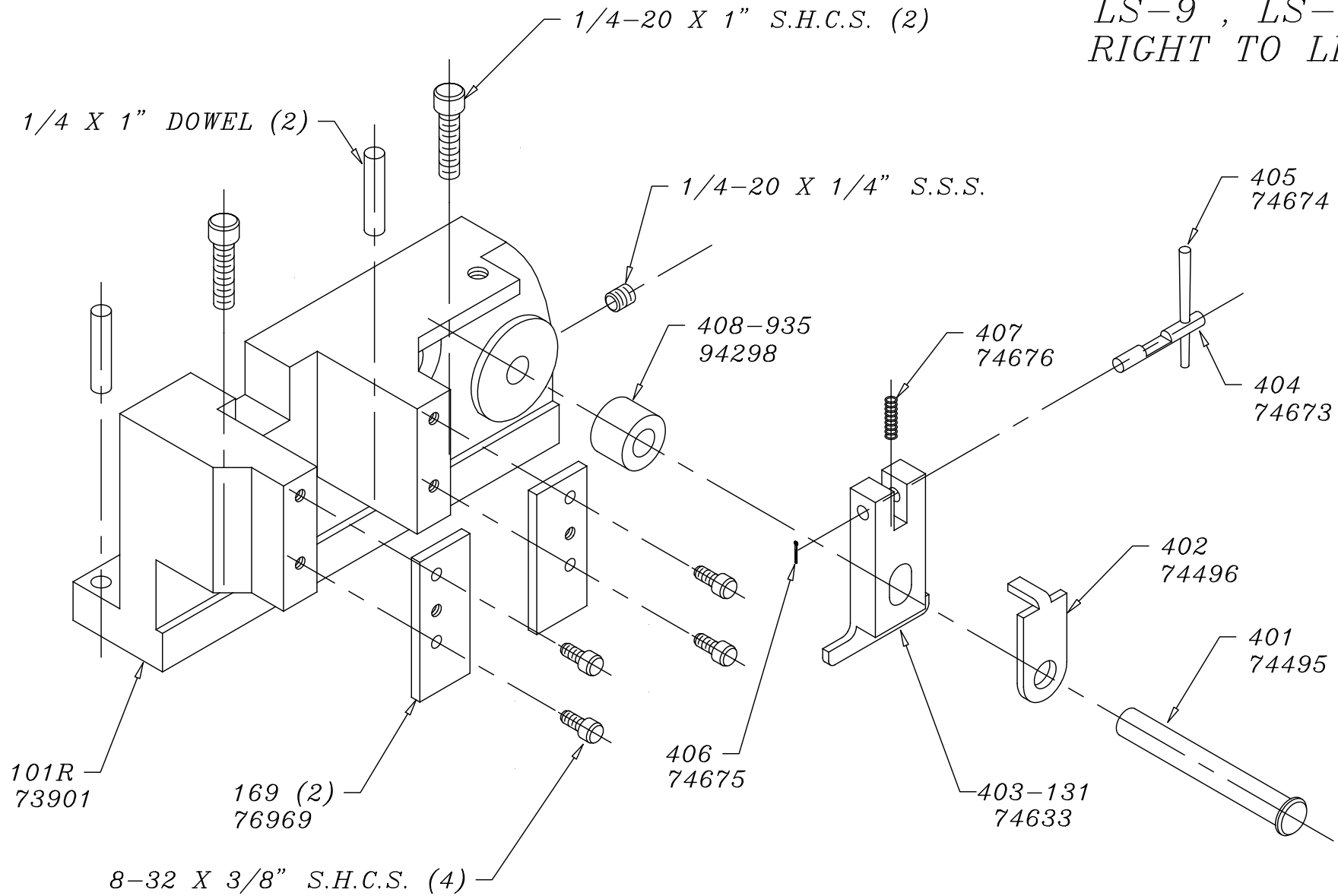
NOTE:
 SHANK SHOULD HAVE FREE PLAY IN THE VERTICAL AXIS AND SHOULD SPIN FREELY. THIS FREE MOTION SERVES AS A MISALIGNMENT COUPLING BETWEEN PRESS RAM AND PLUNGER.

PLUNGER ASSEMBLY
 SIDE FEED
 LS9/LS11
 .102 CRIMP WIDTH

*ECC APPLICATOR
SIDE FEED
LS9 , LS11
RIGHT TO LEFT*



*ECC APPLICATOR
SIDE FEED
LS-9 , LS-11
RIGHT TO LEFT*



NEVER OPERATE APPLICATOR WITHOUT
SAFETY GUARD IN POSITION.

CHUTE AND GUARD
LS9/LS11

