



**REFERENCE LIST:
D58
ECC APPLICATOR
BILL OF MATERIAL NUMBER
79801**

**WARNING !
NEVER OPERATE
THIS OR ANY
APPLICATOR
WITHOUT SAFETY
GUARD IN POSITION.**

PART CODE	PART NUMBER	QUANTITY	DESCRIPTION
75495	1100-FS	(1)	PLUNGER
77918	1102-FS	(1)	FLOATING SHANK
		N/A	CUT-OFF SCREW
75728	1155	(1)	ADJUST SCREW
75724	1150	(1)	INSULATION BLOCK
75710	1125	(1)	CAM ROLLER BRACKET
75719	1142	(1)	CAM ROLLER BEARING
71793	*12-D60	(1)	CUT-OFF PUNCH
72324	12S-D60	(1)	SPACER
72602	*13-D60	(1)	WIRE ROLLING TOOL
		N/A	INSULATION ROLLING TOOL
73528	6-047-56	(2)	SPRING
74410	314-2	(1)	CAM
74403	311	(1)	SPRING PIN
74404	312	(1)	CAM TAPER PIN
74402	310	(1)	CAM RETURN SPRING
73899	101	(1)	TOP CASTING
76969	169	(2)	UNIVERSAL GIBS
74675	406	(1)	COTTER PIN
74676	407	(1)	BRAKE SPRING
74089	408-.500	(1)	BRAKE BUSHING
74674	405	(1)	TAPER PIN
74673	404	(1)	BRAKE CAM
74088	403-6	(1)	BRAKE BODY
74496	402	(1)	SPRING RETAINER
74495	401	(1)	BRAKE SHAFT
74396	306	(1)	FEED FINGER STOP
74393	305	(1)	FEED FINGER ARM
74400	308	(1)	FEED SHAFT
76734	304-295	(1)	REAR SPACER
76787	307-4	(1)	SPRING
77034	7A-D60	(1)	FEED FINGER
77035	302-080	(1)	FRONT SPACER
76858	301-3	(1)	SHOULDER SCREW
73952	231	(2)	STRIPPER SPRING
74758	1600-175	(1)	STRIPPER / STOP

**NOTE: ITEMS MARKED WITH AN *
ARE HIGH WEAR ITEMS**

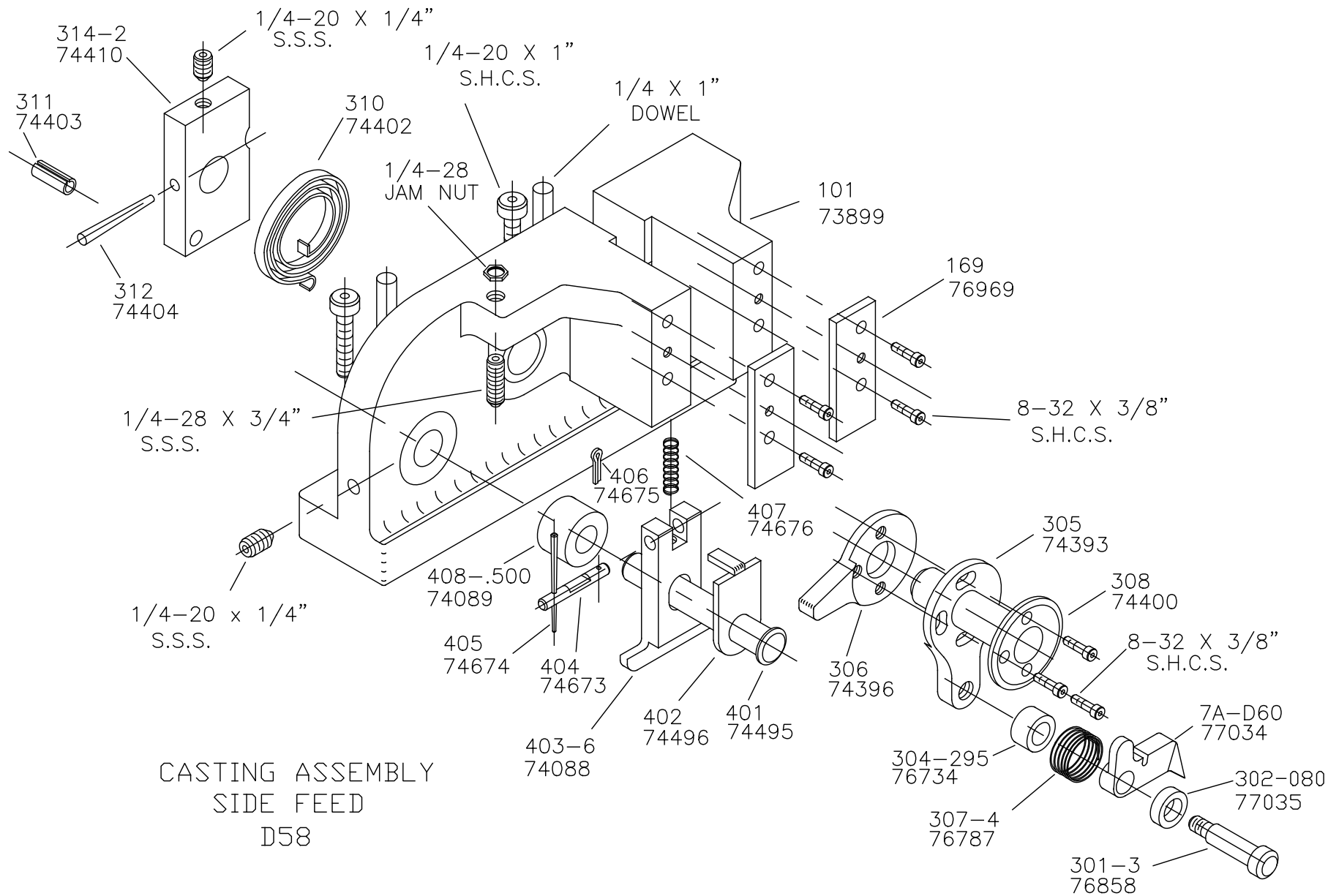


**REFERENCE LIST:
D58
ECC APPLICATOR
BILL OF MATERIAL NUMBER
79801**

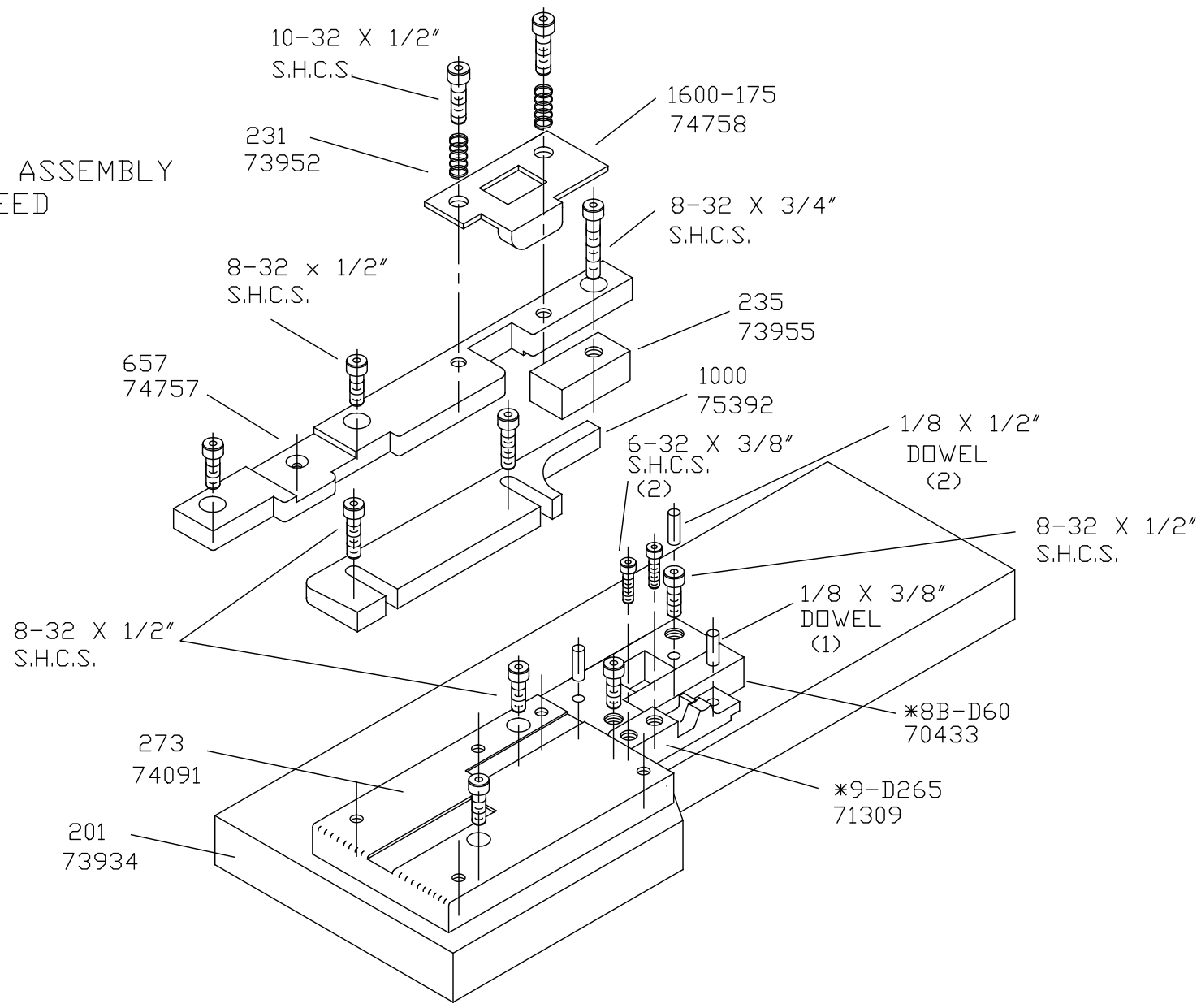
**WARNING !
NEVER OPERATE
THIS OR ANY
APPLICATOR
WITHOUT SAFETY
GUARD IN POSITION.**

PART CODE	PART NUMBER	QUANTITY	DESCRIPTION
73955	235	(1)	GUIDE SPACER BLOCK
74757	567	(1)	REAR / RIGHT GUIDE
75392	1000	(1)	FRONT / LEFT GUIDE
74091	273	(1)	DIE PLATE
73934	201	(1)	BASE PLATE
70433	*8B-D60	(1)	DIE
71309	*9-D265	(1)	ANVIL
76186	1800	(1)	STOCK CHUTE
		N/A	GUARD SPACER
73922	176	(1)	GUARD
		(1)	10-32 X 1 1/4" S.H.C.S.
		(1)	1/4-28 X 1/2" S.H.C.S.
		(2)	1/8 X 1" DOWEL
		(1)	5/16 X 3/4" SHOULDER SCREW
		(2)	1/4 X 3/8" S.H.C.S.
		(1)	1/4-28 X 3/4" S.S.S.
		(2)	1/4-20 X 1" S.H.C.S.
		(2)	1/4 X 1" DOWEL
		(1)	1/4-28 JAM NUT
		(2)	1/4-20 X 1/4" S.S.S.
		(14)	8-32 X 3/8" S.H.C.S.
		(2)	10-32 X 1/4" S.H.C.S.
		(1)	8-32 X 3/4" S.H.C.S.
		(2)	6-32 X 3/8" S.H.C.S.
		(4)	8-32 X 1/2" S.H.C.S.
		(2)	1/8 X 1/2" DOWEL
		(1)	1/8 X 3/8" DOWEL

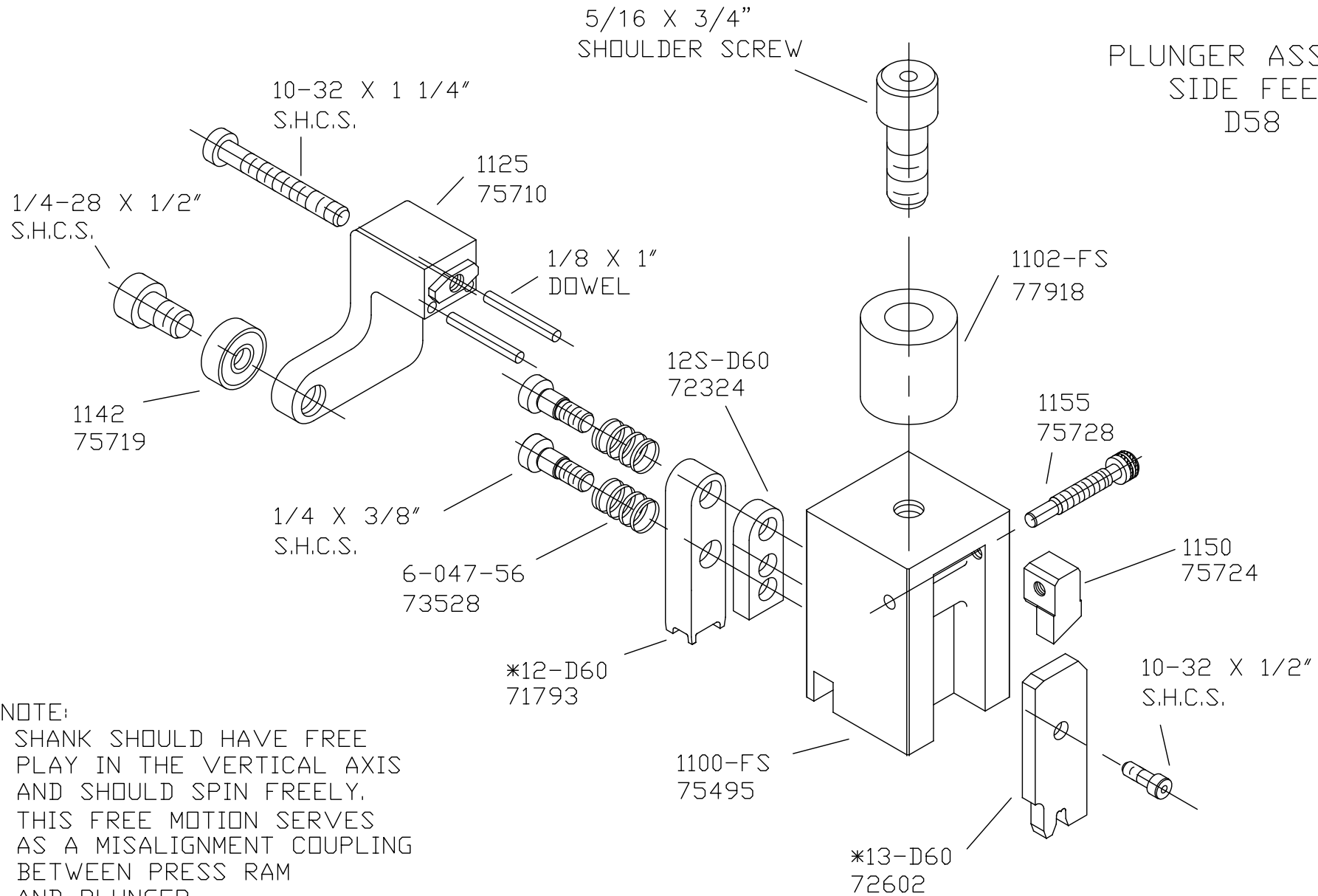
**NOTE: ITEMS MARKED WITH AN *
ARE HIGH WEAR ITEMS**



BASE PLATE ASSEMBLY
SIDE FEED
D58

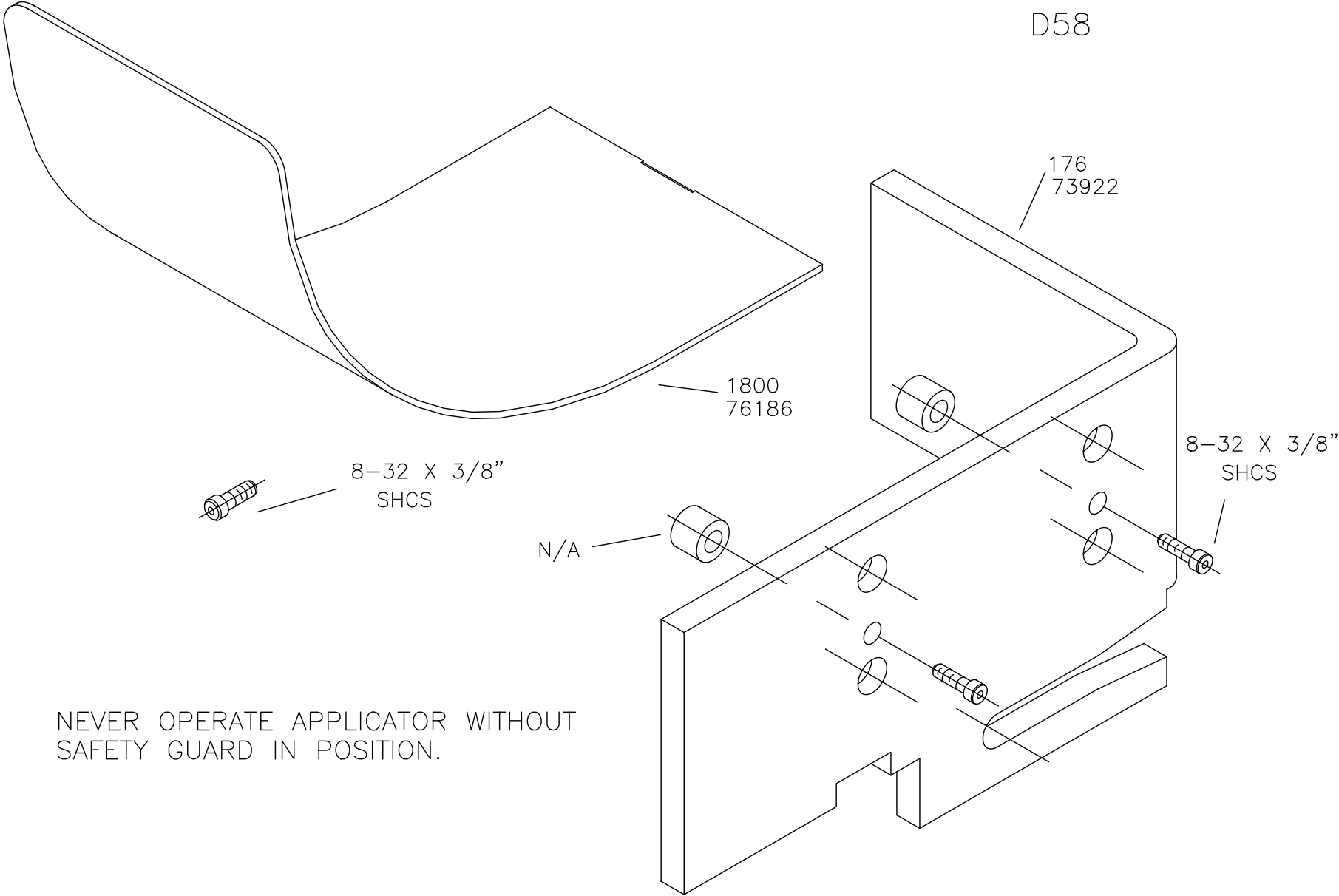


PLUNGER ASSEMBLY
SIDE FEED
D58



NOTE:
SHANK SHOULD HAVE FREE
PLAY IN THE VERTICAL AXIS
AND SHOULD SPIN FREELY.
THIS FREE MOTION SERVES
AS A MISALIGNMENT COUPLING
BETWEEN PRESS RAM
AND PLUNGER.

CHUTE AND GUARD
D58



NEVER OPERATE APPLICATOR WITHOUT
SAFETY GUARD IN POSITION.