



REFERENCE LIST:
PN109
ECC APPLICATOR
BILL OF MATERIAL NUMBER
79899

WARNING !
NEVER OPERATE
THIS OR ANY
APPLICATOR
WITHOUT SAFETY
GUARD IN POSITION.

PART CODE	PART NUMBER	QUANTITY	DESCRIPTION
75497	1102	(1)	PLUNGER
77918	1102-FS	(1)	FLOATING SHANK
		N/A	CUT-OFF SCREW
		N/A	ADJUST SCREW
		N/A	INSULATION BLOCK
75710	1125	(1)	CAM ROLLER BRACKET
75719	1142	(1)	CAM ROLLER BEARING
72151	*12A-PN109	(1)	CUT-OFF PUNCH
72635	*13-PN109-093	(1)	WIRE ROLLING TOOL
		N/A	INSULATION ROLLING TOOL
74083	12D-PN109-093	(1)	CUT-OFF DRIVER
74413	314-2L	(1)	CAM
74403	311	(1)	SPRING PIN
74404	312	(1)	CAM TAPER PIN
74402	310	(1)	CAM RETURN SPRING
73899	101	(1)	TOP CASTING
76969	169	(2)	UNIVERSAL GIBS
74675	406	(1)	COTTER PIN
74676	407	(1)	BRAKE SPRING
74081	408-.940	(1)	BRAKE BUSHING
74674	405	(1)	TAPER PIN
74673	404	(1)	BRAKE CAM
74080	403-5A	(1)	BRAKE BODY
74496	402	(1)	SPRING RETAINER
74495	401	(1)	BRAKE SHAFT
74396	306	(1)	FEED FINGER STOP
74393	305	(1)	FEED FINGER ARM
74400	308	(1)	FEED SHAFT
76743	307-16	(1)	SPRING
74325	303-1	(1)	FEED FINGER
74392	304-750	(1)	FEED FINGER SPACER
76713	301-5	(1)	SHOULDER SCREW
73952	231	(2)	STRIPPER SPRING
74079	1600-282	(1)	WIRE STRIPPER / STOP
		N/A	GUIDE SPACER BLOCK

NOTE: ITEMS MARKED WITH AN *
ARE HIGH WEAR ITEMS



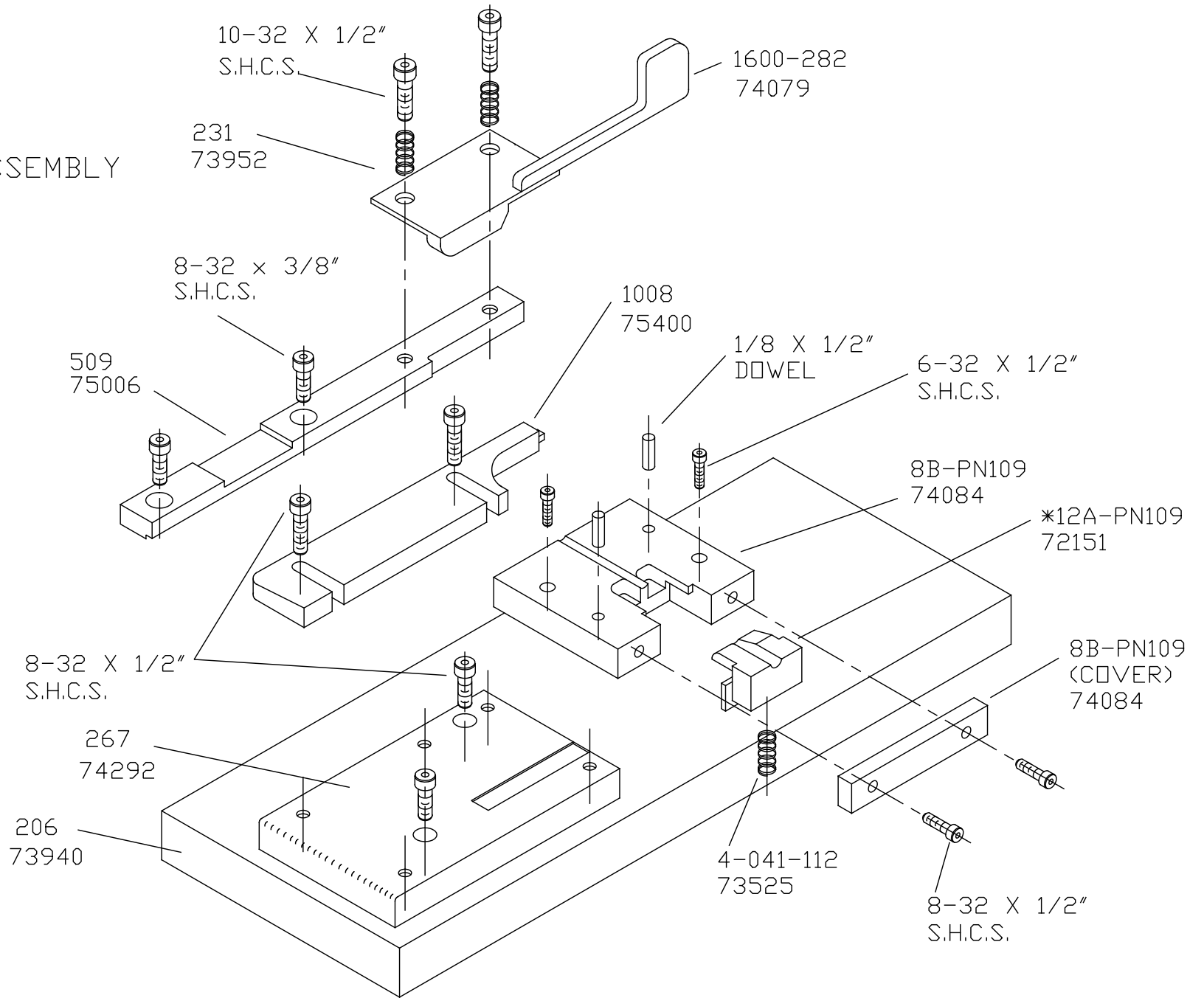
**REFERENCE LIST:
PN109
ECC APPLICATOR
BILL OF MATERIAL NUMBER
79899**

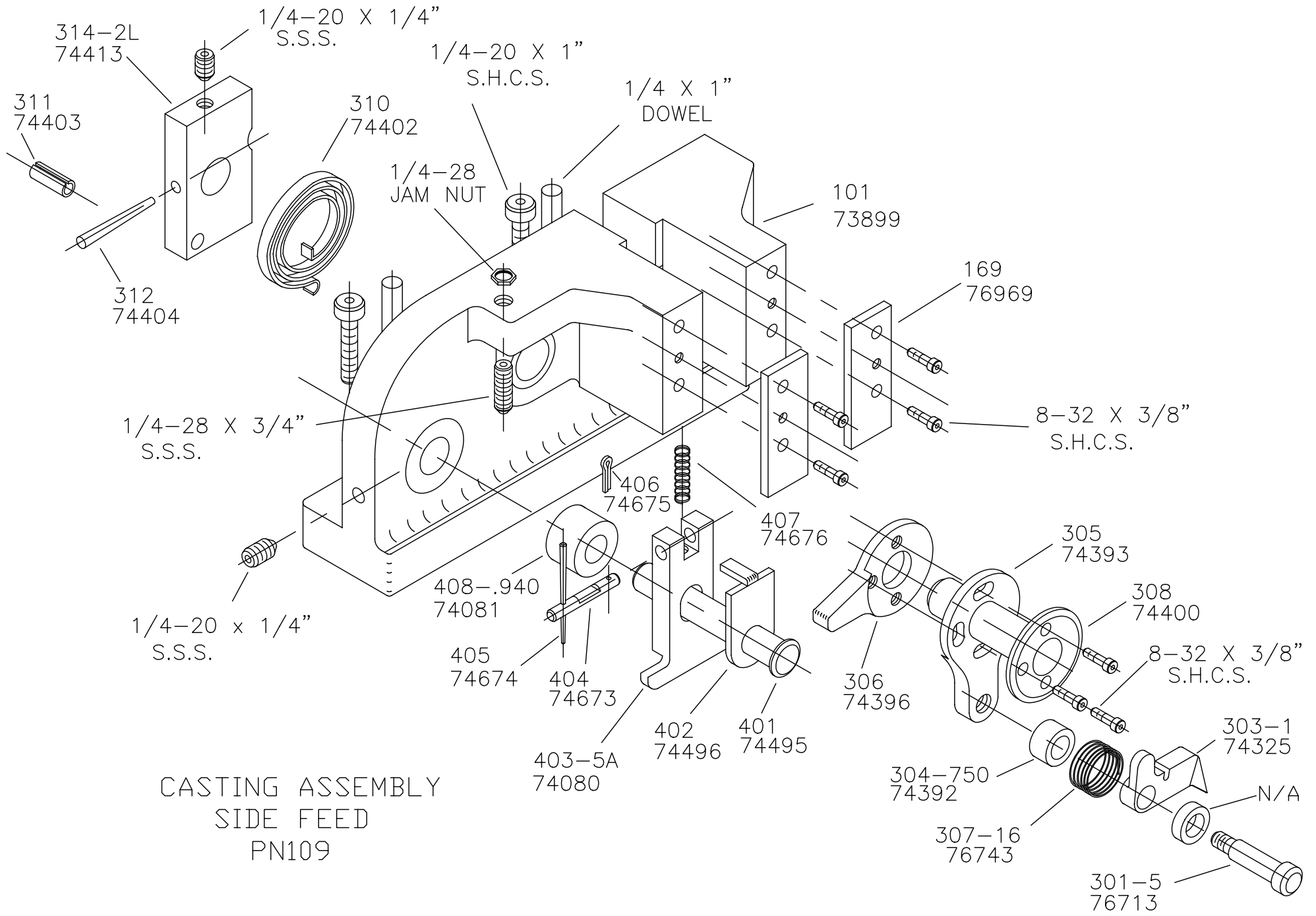
**WARNING !
NEVER OPERATE
THIS OR ANY
APPLICATOR
WITHOUT SAFETY
GUARD IN POSITION.**

PART CODE	PART NUMBER	QUANTITY	DESCRIPTION
75006	509	(1)	REAR / RIGHT GUIDE
75400	1008	(1)	FRONT / LEFT GUIDE
74292	267	(1)	DIE PLATE
73940	206	(1)	BASE PLATE
74084	8B-PN109	(1)	DIE AND COVER (two pieces)
		N/A	ANVIL
73525	4-041-112	(1)	SPRING
76186	1800	(1)	STOCK CHUTE
74085	GS-.630	(1)	GUARD SPACER
73923	176-A	(1)	GUARD
		(1)	10-32 X 1 1/4" S.H.C.S.
		(1)	1/4-28 X 1/2" S.H.C.S.
		(2)	1/8 X 1" DOWEL
		(1)	5/16 X 3/4" SHOULDER SCREW
		(1)	10-32 X 3/4" S.S.S.
		(1)	10-32 X 5/8" F.H.S.C.S.
		(2)	1/4 X 1" DOWEL
		(1)	1/4-28 JAM NUT
		(2)	1/4-20 X 1/4" S.S.S.
		(10)	8-32 X 3/8" S.H.C.S.
		(2)	10-32 X 1/2" S.H.C.S.
		(1)	8-32 X 1" S.H.C.S.
		(3)	6-32 X 1/2" S.H.C.S.
		(6)	8-32 X 1/2" S.H.C.S.
		(2)	1/8 X 1/2" DOWEL
		(2)	1/4-20 X 1" S.H.C.S.
		(1)	1/4-28 X 3/4" S.S.S.

**NOTE: ITEMS MARKED WITH AN *
ARE HIGH WEAR ITEMS**

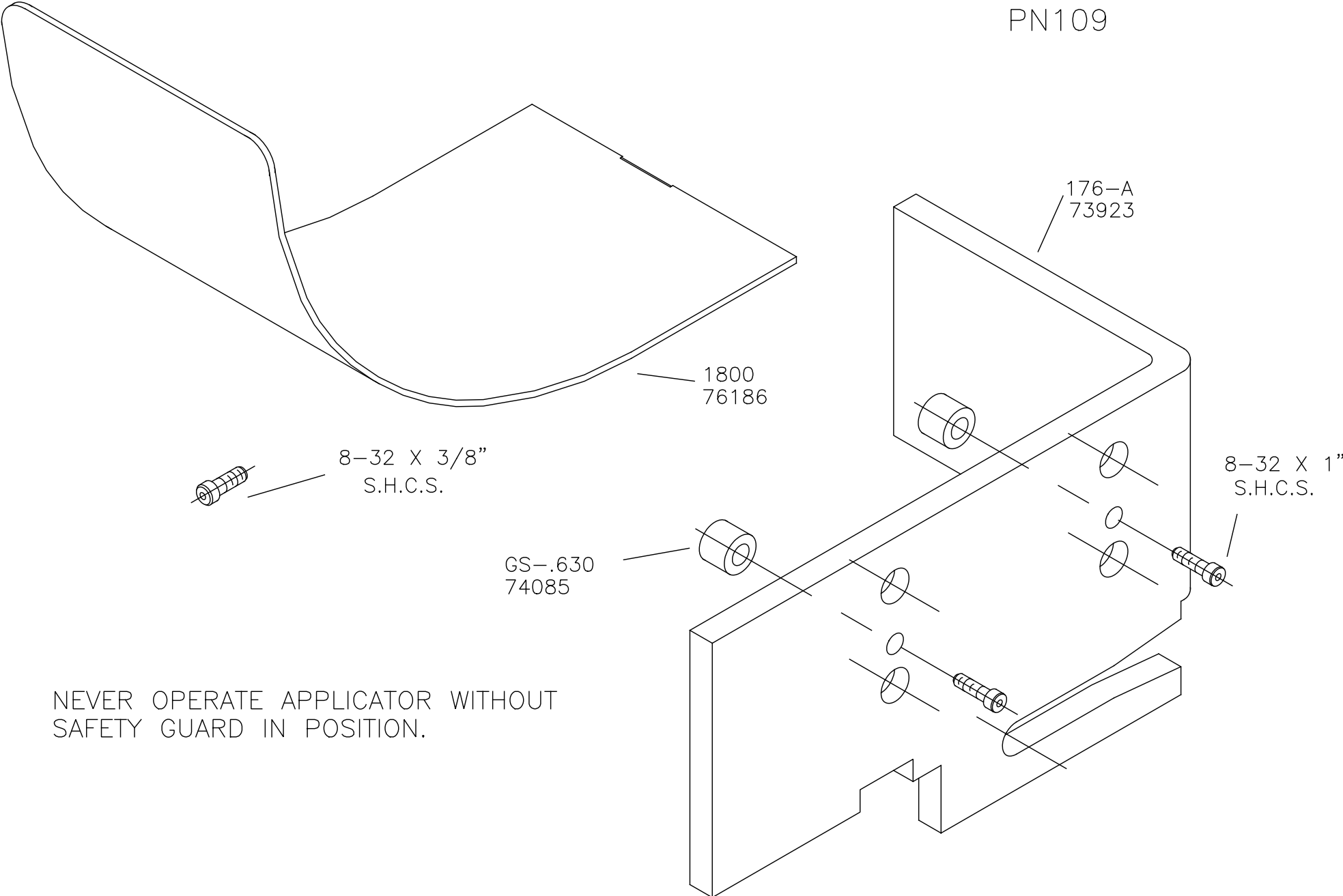
BASE PLATE ASSEMBLY
SIDE FEED
PN109



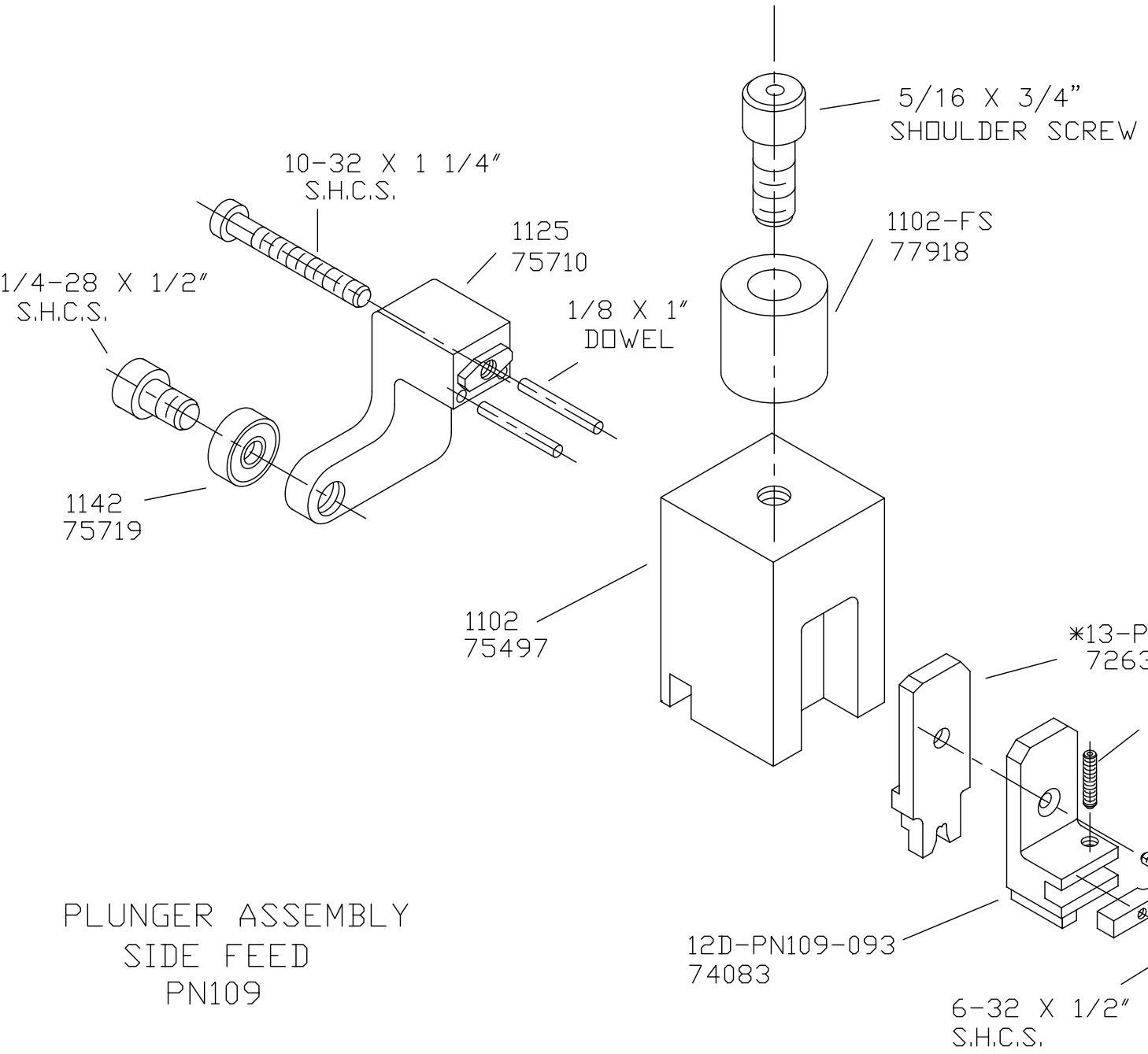


CASTING ASSEMBLY
 SIDE FEED
 PN109

STOCK CHUTE AND SAFETY GUARD
PN109



NEVER OPERATE APPLICATOR WITHOUT
SAFETY GUARD IN POSITION.



NOTE:
 SHANK SHOULD HAVE FREE
 PLAY IN THE VERTICAL AXIS
 AND SHOULD SPIN FREELY.
 THIS FREE MOTION SERVES
 AS A MISALIGNMENT COUPLING
 BETWEEN PRESS RAM
 AND PLUNGER.

PLUNGER ASSEMBLY
 SIDE FEED
 PN109