

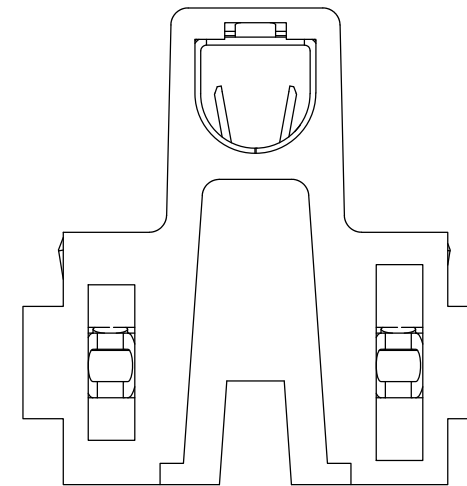
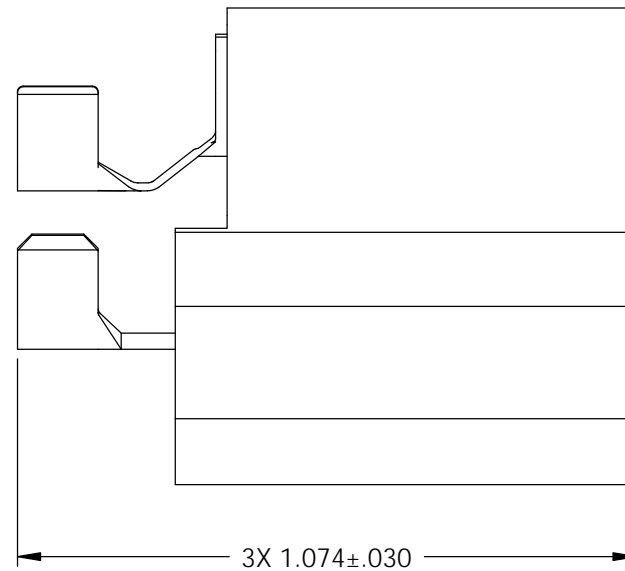
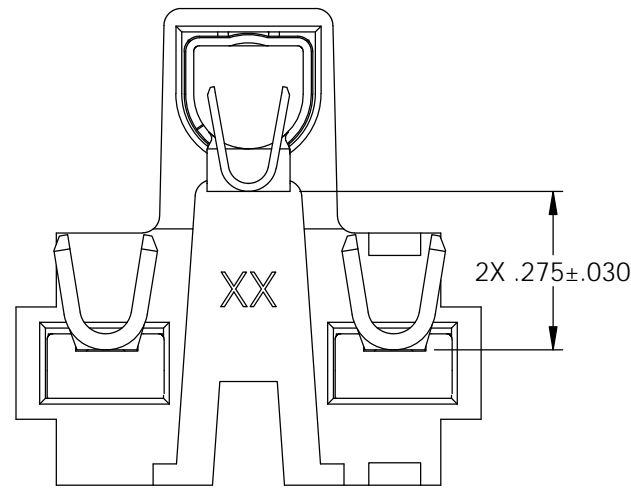
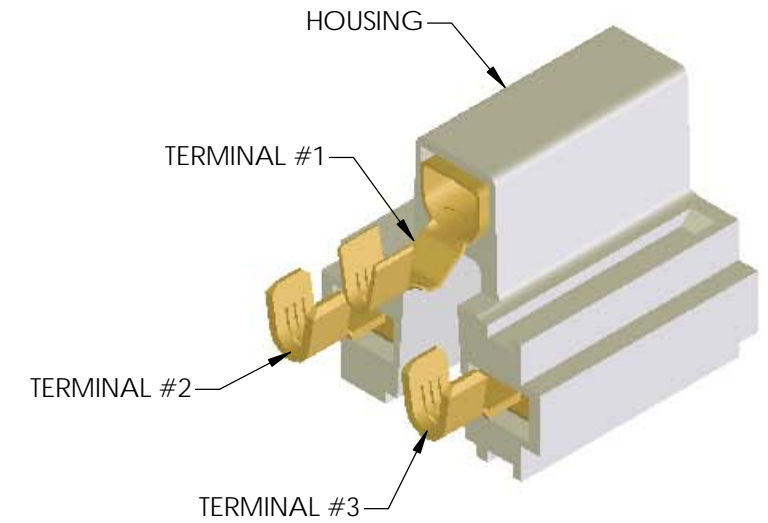
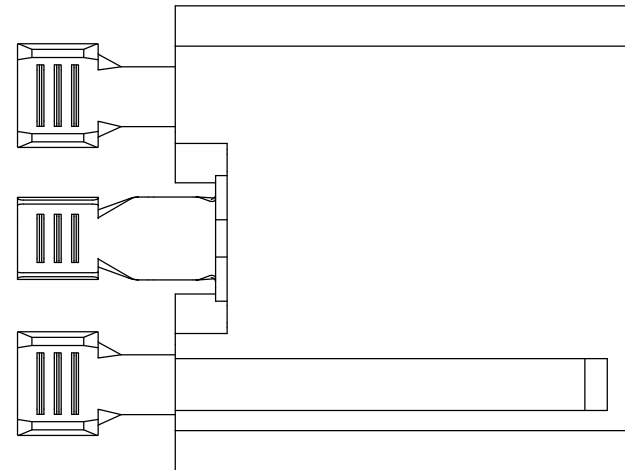
NOTE:

1. THIS ASSEMBLY IS UL RECOGNIZED PER ETCO FILE NUMBER E177335.

④

ASSEMBLY ITEM	P/C	DESCRIPTION	MAT'L	PLATING	WIRE RANGE ②
TERMINAL #1		RE187N-10-HB-FAE ① ③	BRASS	NONE	12-14 AWG
TERMINAL #2		CF156F-4-HB-FAE ③	BRASS	NONE	12-14 AWG
TERMINAL #3		CF156F-4-HB-FAE ③	BRASS	NONE	12-14 AWG
HOUSING	81057	FAE-3	NYLON	N/A	N/A

Rev.	Description of Change/ SCN#	Date
-	INITIAL CUST. DWG RELEASE	8/28/09
1	ECR# 1610 SCJ	8/31/12
2	ECR# 1945 SCJ	1/22/13
3	ECR# 2423 SCJ	8/07/13
4	ECR# 5194 SCJ	7/30/18



UNCONTROLLED COPY

<p>THIRD ANGLE PROJECTION TOLERANCES UNLESS OTHERWISE SPECIFIED INCHES: .XX - ±.030 .XXX - ±.015 ANGLES: ±5°</p>	<p>TOOL NO. 0861</p>	<p>Title: FEMALE BRIDGE HOUSING-P/C 37029</p>		
		<p>DO NOT SCALE DWG.</p>	<p>Drawn By: J. RAMALHO</p>	<p>Date: 8/28/09</p>
<p>ETCO Incorporated Engineered Products 25 Bellows Street Warwick, RI 02888 Phone: (401) 467-2400 Fax: (401) 467-9230 www.ETCO.com</p>		<p>Chk'd/App'd By:</p>	<p>Scale: 2X</p>	<p>Size B</p>
<p>Dwg. No.: FAE-4 VR513 cust</p>				