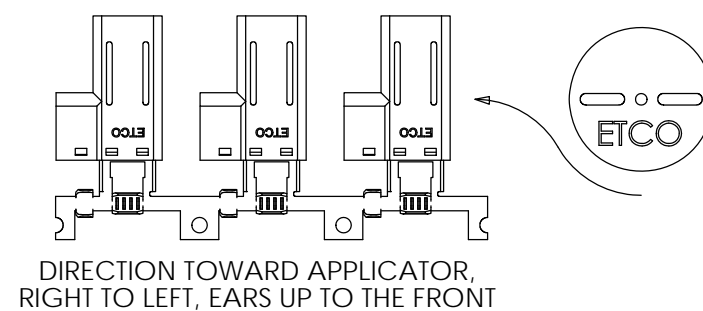
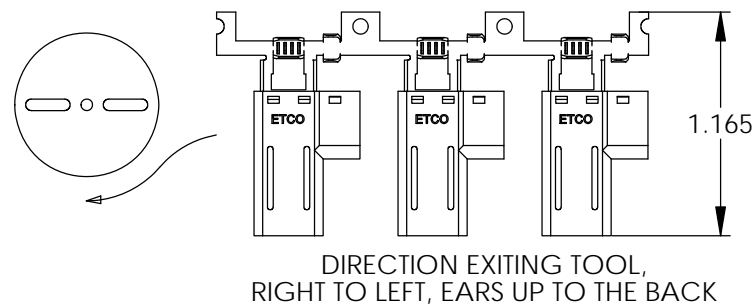

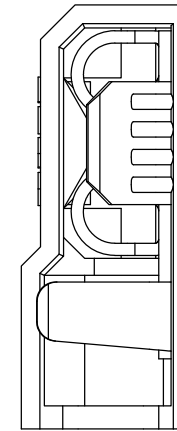
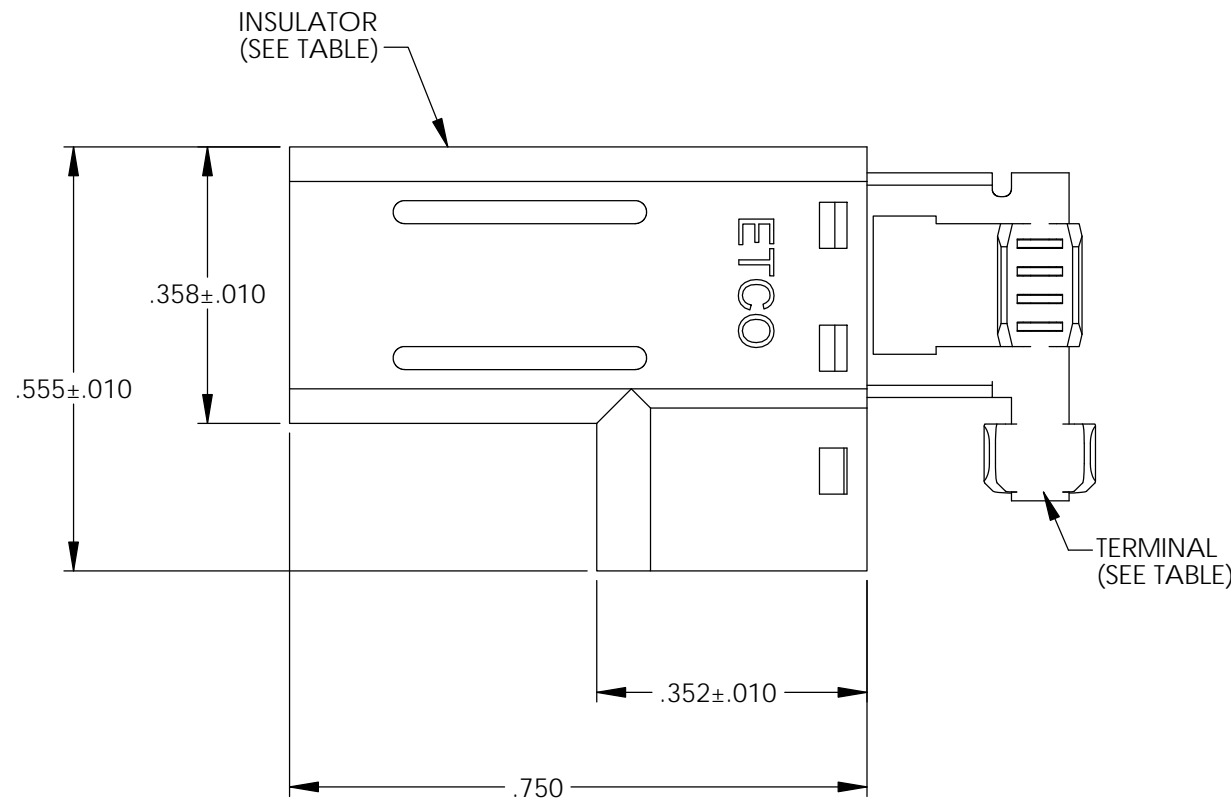
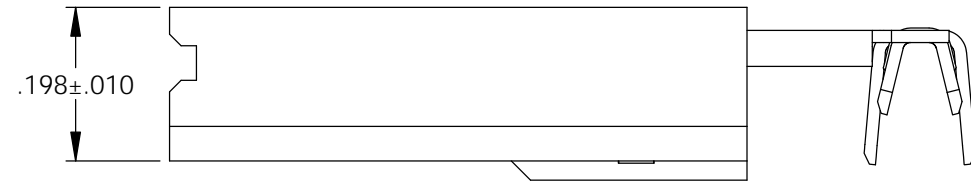


NOTES:

1. ACCEPTED MALE TAB: .032 X .250
2. WIRE RANGE: 22-18 AWG
3. INSULATION DIAMETER RANGE:  $\phi$ .055-.105
4. INSULATOR TEMPERATURE RATING: (2)  
150° C MAX.
5. VOLTAGE RATING: 600 V MAX,  
1000 V MAX if used inside a fixture or sign. (4)
6. USE WITH F29-COVER FOR CLOSED BACK.

P/C	DESCRIPTION	TERMINAL DESCRIPTION	TERMINAL MAT'L	TERMINAL FINISH	INSULATOR PART NUMBER	INSULATOR MAT'L	UL	CSA
30152	PDF225-CB-FR-HB	DF225-HB	BRASS	NONE	F29-FR	6/6 NYLON FR	X	X
30153	PDF225-CB-FR-THB	DF225-THB	BRASS	PRE-TINNED	F29-FR	6/6 NYLON FR	X	X

Rev.	Description of Change/ SCN#	Date
-	Approved For Mfg. ECR# 1256 SCJ	4/2/12
1	ECR# 1353 SCJ	5/2/12
2	ECR# 1939 SCJ	1/21/13
3	ECR# 2048 SCJ	3/18/13
4	ADDED P/Cs SCJ	2/23/15
4	ECR# 3817 SCJ	7/16/15
4	Added P/C 30159 SCJ	9/14/15
4	ECR# 4378 SCJ	9/19/16



THIS PRINT IS THE PROPERTY OF ETCO INCORPORATED. NO PART OF THIS DESIGN MAY BE USED IN ANY WAY WITHOUT WRITTEN CONSENT FROM ETCO INCORPORATED.

# UNCONTROLLED COPY

<p>THIRD ANGLE PROJECTION TOLERANCES UNLESS OTHERWISE SPECIFIED INCHES: .XX - ±.030 .XXX - ±.015 ANGLES: ±5°</p>	<p>TOOL NO. <b>0599</b></p>	<p>Title: <b>1/4" FLAG DISCONNECT CLOSED BACK ASSEMBLY</b></p>		
		<p>DO NOT SCALE DWG.</p>	<p>Drawn By: <b>S.JOHNSON</b></p>	<p>Date: <b>10-5-11</b></p>
<p>ETCO Incorporated Engineered Products 25 Bellows Street Warwick, RI 02888 Phone: (401) 467-2400 Fax: (401) 467-9230 www.ETCO.com</p>		<p>Chk'd/App'd By:</p>	<p>Scale: <b>4X</b></p>	<p>Size <b>B</b></p>
<p>Dwg. No.:</p>			<p><b>PDF225-CB cust</b></p>	