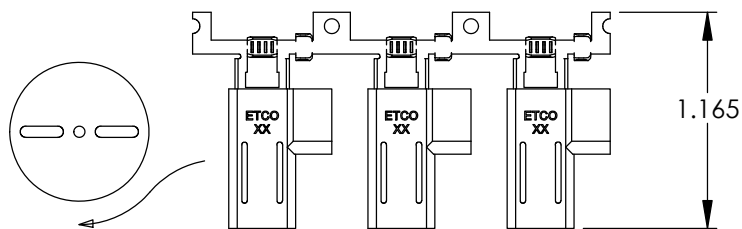
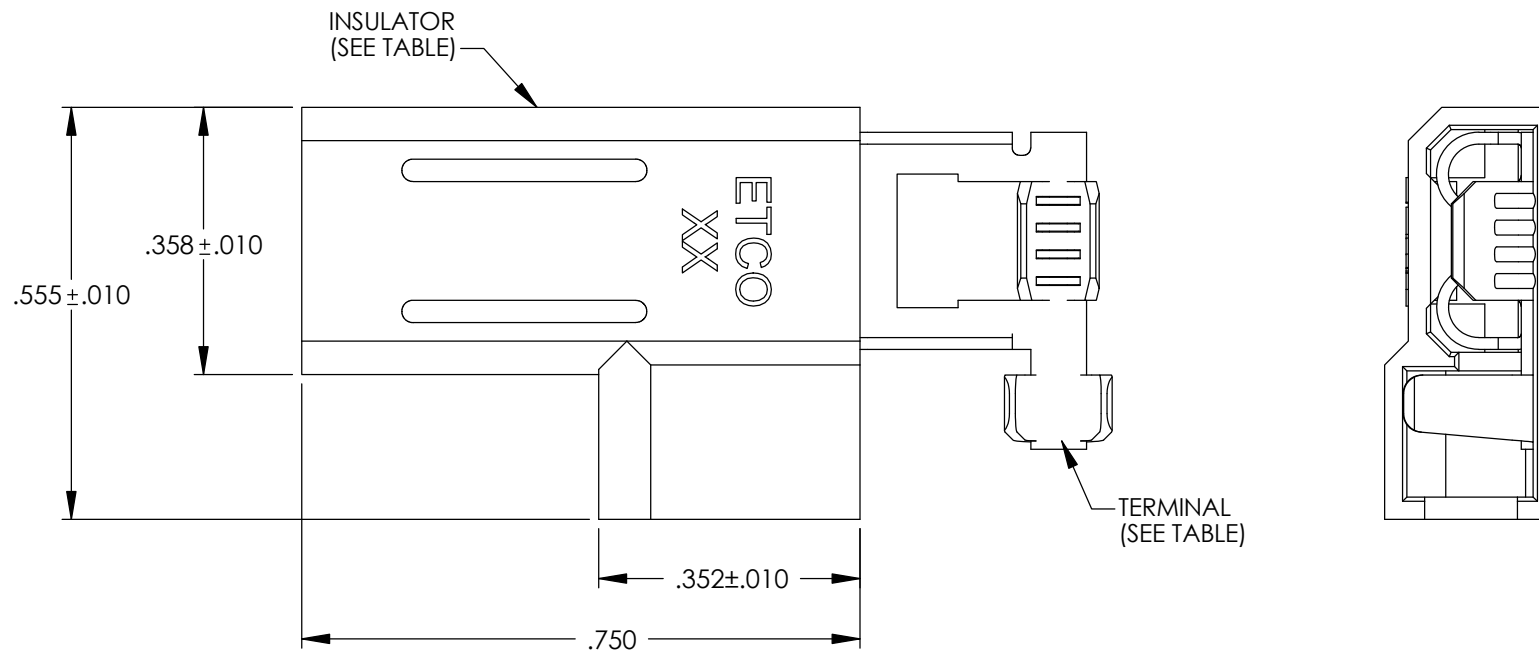
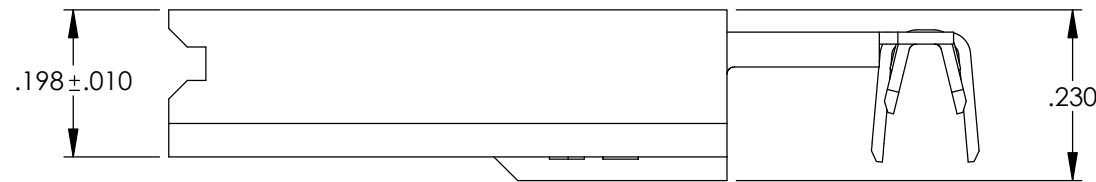
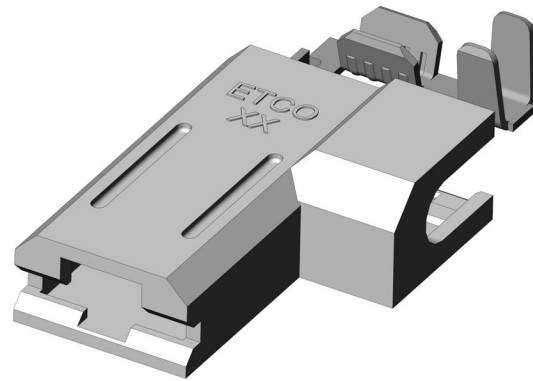


NOTES:

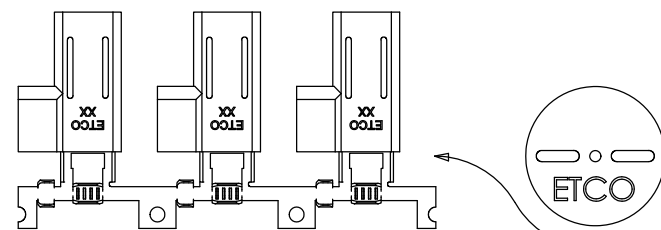
1. ACCEPTED MALE TAB: .032 X .250
2. WIRE RANGE: 22-18 AWG
3. INSULATION DIAMETER RANGE: ϕ .055-.105
4. INSULATOR TEMP RATING: 150°C MAX. (13)
5. VOLTAGE RATING: 600 V MAX, 1000 V MAX if used inside a fixture or sign. (13)

P/C	DESCRIPTION	TERMINAL MAT'L	TERMINAL FINISH	INSULATOR MAT'L	UL
30144	PDF225-FR-HB	BRASS	NONE	6/6 NYLON FR	X
30147	PDF225-FR-THB	BRASS	PRE-TINNED	6/6 NYLON FR	X
30154	PDF225-FR-THB-BLK (12)	BRASS	PRE-TINNED	6/6 NYLON FR	X
36008	PDF225-FR-HB-WPL	BRASS	NONE	6/6 NYLON FR	X
36015	PDF225-FR-THB-WPL	BRASS	PRE-TINNED	6/6 NYLON FR	X

Rev.	Description of Change/ SCN#	Date
-	INITIAL RELEASE SCN # 101875	11/30/01
1	INSULATOR DIMENSIONS ADDED	4/2/02
2	SCN# 102098 SCJ	1-3-03
3	SCN# 102193 AND CREATED P/C 36004 SCJ	5-6-03
4	ISSUED P/C 36008 SCJ	7-7-03
5	ISSUED P/C 36015 SCJ	9-15-03
6	SCN# 102484 SCJ	3-8-04
7	SCN# 102767 SCJ	12-6-04
8	ISSUED P/C's 33016 & 33017 SCJ	12-15-04
9	SCN# 103002 SCJ	6-29-05
10	PCA# 000046 JMR	5-30-08
11	SCN# 140446 JMR REMOVED XI PRODUCT	12-09-08
12	ECR# 1862 SCJ	12/12/12
13	ECR# 1939 SCJ	1/21/13
13	ECR# 3817 SCJ	7/16/15
13	ECR# 4378 SCJ	9/19/16
13	ECR# 6691 SCJ	1/25/22
13	Removed SHB from chart SCJ	6/22/22



DIRECTION EXITING TOOL,
RIGHT TO LEFT, EARS UP TO THE BACK



DIRECTION TOWARD APPLICATOR
RIGHT TO LEFT, EARS UP, TO THE FRONT

THIS PRINT IS THE PROPERTY OF ETCO INCORPORATED. NO PART OF THIS DESIGN MAY BE USED IN ANY WAY WITHOUT WRITTEN CONSENT FROM ETCO INCORPORATED.

UNCONTROLLED COPY

<p>THIRD ANGLE PROJECTION TOLERANCES UNLESS OTHERWISE SPECIFIED INCHES: .XX - ±.030 .XXX - ±.015 ANGLES: ±5°</p>	<p>TOOL NO. 0599</p>	<p>Title: 1/4" FLAG DISCONNECT ASSEMBLY</p>		
		<p>DO NOT SCALE DWG.</p>	<p>Drawn By: C.O'REILLY</p>	<p>Date: 6-4-01</p>
<p>ETCO Incorporated Engineered Products 25 Bellows Street Warwick, RI 02888 Phone: (401) 467-2400 Fax: (401) 467-9230 www.ETCO.com</p>		<p>Chk'd/App'd By:</p>	<p>Scale: 4X</p>	<p>Size B</p>
<p>Dwg. No.: PDF225 cust</p>				