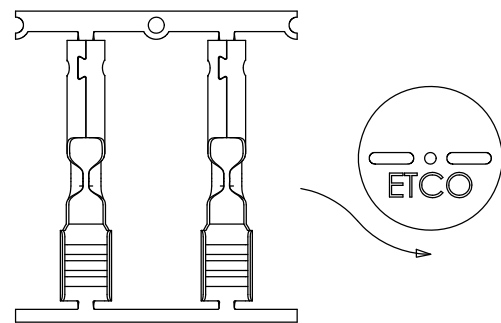
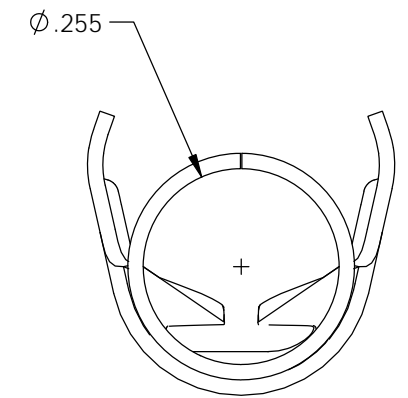
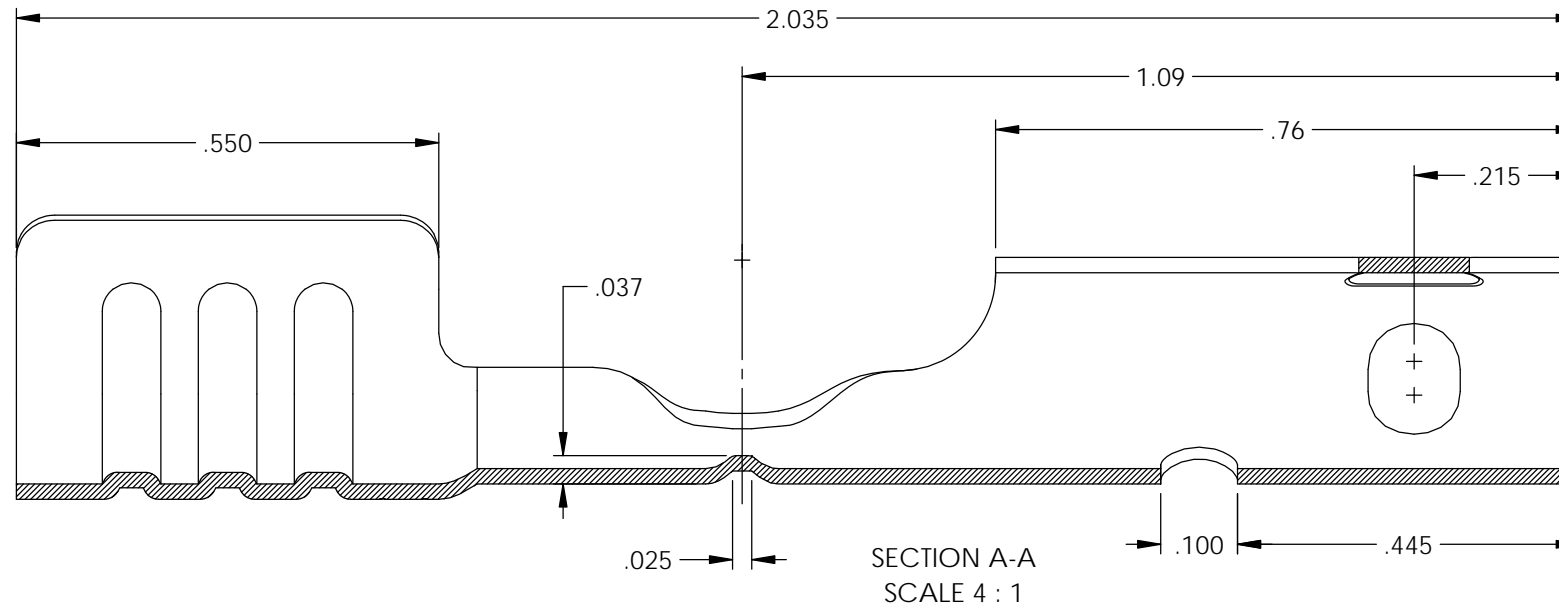
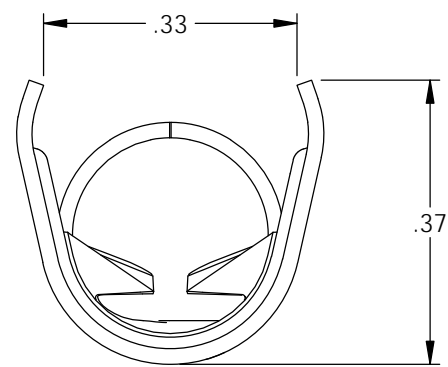
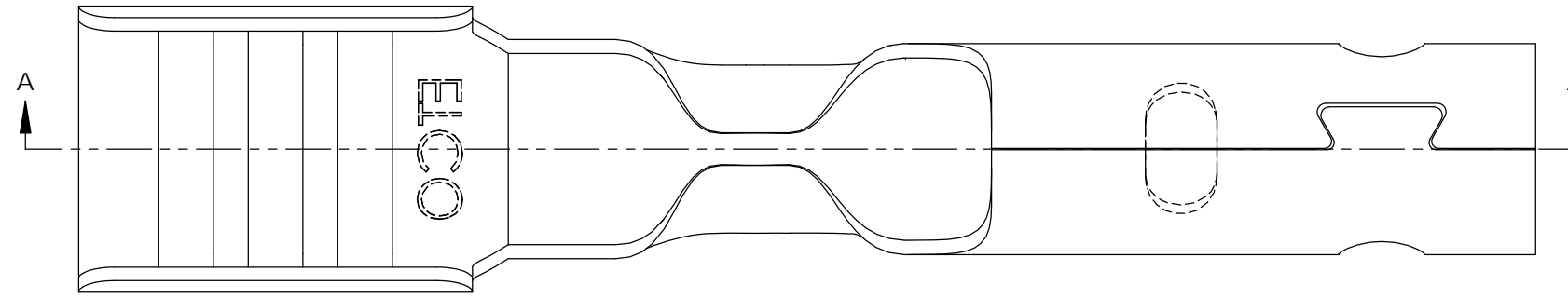


NOTES:

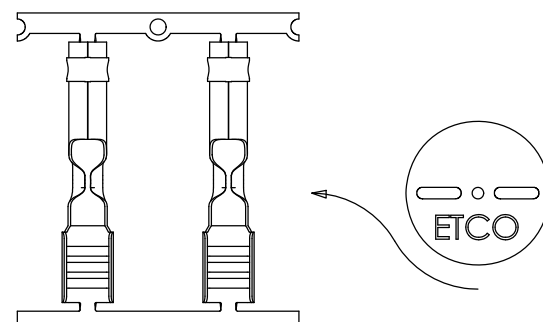
1. MATERIAL: .020 THICK, ELECTRO-GALVANIZED ZINC <sup>①</sup> PLATED STEEL, #3 TEMPER (1/4 HARD) PER ETCO METAL CODE 0-0103.
2. MATERIAL: .020 THICK, S430 STAINLESS STEEL, BRIGHT ANNEALED, PER ETCO METAL CODE 0-0053.
3. PARTS MAY BE COATED WITH A LIGHT FILM OF LUBRICATION USED IN THE MANUFACTURING PROCESS.
4. WIRE RANGE: 7mm.

P/C	DESCRIPTION	MAT'L	CLIP
15138	SP27-SS	NOTE 2	SCA4-B
15140	SP27-BZS	NOTE 1	SCA4-B

Rev.	Description of Change/ SCN#	Date
1	ECR# 4870 & 5356 SCJ Redrawn in SW from ACAD Org.Eng.Dwg.Date: 8/29/94	11/27/18



DIRECTION EXITING TOOL,  
EARS UP, TO THE FRONT



DIRECTION TOWARD APPLICATION,  
EARS UP TO THE FRONT, FROM RIGHT

# UNCONTROLLED COPY

<p>THIRD ANGLE PROJECTION TOLERANCES UNLESS OTHERWISE SPECIFIED INCHES: .XX - ±.030 .XXX - ±.015 ANGLES: ±5°</p>	<p>TOOL NO. <b>2035</b></p>	<p>Title: <b>Spark Plug Terminal</b></p>		
		<p>DO NOT SCALE DWG.</p>	<p>Drawn By: <b>S.Johnson</b></p>	<p>Date: <b>11/27/18</b></p>
<p>ETCO Incorporated Engineered Products 25 Bellows Street Warwick, RI 02888 Phone: (401) 467-2400 Fax: (401) 467-9230 www.ETCO.com</p>		<p>Design Controlled By: <b>ETCO</b></p>	<p>Scale: <b>4X</b></p>	<p>Size <b>B</b></p>
		<p>Dwg. No.: <b>SP27 cust</b></p>		